



## Key Takeaways from this Report

- New cases associated with clusters in **child care, K-12 schools, and college/university settings** continue to be reported at a consistent level.
- Cases associated with clusters in **occupational and community settings** continue to be reported but reports remain low.

## Introduction

As most of the state continues to experience significant or substantial community spread, clusters of cases are being identified in workplaces, educational settings, and many other community locations. Identifying and responding to COVID-19 clusters helps Local Health Departments (LHDs) and the state implement prevention and control measures, identify risk factors, and understand settings where transmission of COVID-19 is most likely to occur.

This report includes clusters identified by LHDs but underrepresents the full scope of clusters and associated cases occurring across the state. In part, this is due to the fact that many COVID-19 cases are never diagnosed or cannot be linked to a specific setting or specific cluster. Additionally, **while congregate living settings, schools, and childcare facilities are required to report clusters or outbreaks to their LHDs, other settings are not required to report in the same manner.** Thus, the cluster data provided in this report is limited to clusters that have been voluntarily reported to LHDs or identified through case investigation and contact tracing efforts.

The North Carolina Department of Health and Human Services (NC DHHS) defines clusters of COVID-19 in non-congregate living settings as:

- A minimum of 5 cases with illness onsets or initial positive results within a 14-day period AND
- Plausible epidemiologic linkage between cases\*

*\*Cases should be present in the same general setting during the same time period (e.g., same shift, same classroom, same physical area) and there should not be a more likely source of exposure for identified cases (e.g., household or close contact to a confirmed case in another setting).*

Cases and deaths included in this report represent only those linked to clusters meeting the above definition. Clusters are included if they were reported to public health on or after May 22, 2020, the date the cluster definition was published; the exception is clusters in meat and poultry processing facilities, which were tracked beginning in April 2020.

A cluster is considered over if there is not evidence of continued transmission within the setting. This is measured as 28 days after the latest date of onset in a symptomatic person or the latest date of specimen collection in an asymptomatic person, whichever is later. If additional cases are subsequently reported and a new cluster exists, it will be reported as a second, new cluster in that setting.

Clusters are often identified through the case investigation process, during which LHDs contact people newly diagnosed with COVID-19 to determine where they had been for the previous 14 days. This helps identify links to other cases with shared exposures. Confirmed or suspected clusters can also be reported directly to LHDs by individuals or businesses, although such reporting of clusters or outbreaks is only required by congregate living settings, child care programs and K-12 schools. Lists of [ongoing outbreaks in congregate living settings](#) and [ongoing clusters in child care and school settings](#) can be found in separate reports. Cluster data from the most recent weeks are preliminary and subject to change as case investigations proceed, as it can take time for LHDs to link cases to a specific cluster.

Spread of COVID-19 is most likely to occur in indoor settings with large numbers of people, particularly those where mask use and social distancing are not being observed. While clusters in some settings have decreased over time, continuing clusters in many workplace and community settings reinforces the need for all North Carolinians to practice the [3 W's: Wear, Wait, and Wash](#).

This report includes 1) total cumulative reported clusters, cases, and deaths by type of cluster since May 22, 2020 (except for meat and poultry processing facilities, which were tracked beginning in April 2020 and 2) graphs per type of cluster showing trends over time. This report will be updated each Monday by 4pm.

## Cumulative Reported Clusters, Cases, and Deaths by Type of Cluster

Cluster Category	Setting Type	Number of Total Reported Clusters	Total Cluster-associated Cases	Total Cluster-associated Deaths
<b>Workplace</b>	Agriculture*	10	126	0
	Construction/Contractor	21	151	0
	Food Processing	10	352	1
	Government Services <sup>1</sup>	111	963	4
	Manufacturing	107	1,565	5
	Meat and Poultry Processing	42	4,939	23
	Other Workplace	111	1,204	5
<b>Shopping and Services</b>	Retail	17	143	0
	Personal Care Services <sup>2</sup>	5	43	5
<b>Food and Drinks</b>	Bar/Brewery	3	17	0
	Restaurant	45	339	3
<b>Child Care, Schools, and Higher Education</b>	Child Care	186	1,514	3
	Camp	7	103	0
	K-12 School	235	2,245	0
	College or University	305	4,125	1
<b>Health Care<sup>3</sup></b>	Health Care Setting	79	806	10
<b>Community Living and Events</b>	Religious Gathering	178	2,484	40
	Social Gathering <sup>4</sup>	50	492	4
	Independent Living Facility	46	656	41
	Apartments**	4	75	1
	Community Event <sup>5</sup>	3	51	0
	Other Community Setting	64	657	11
<b>Total</b>		<b>1,639</b>	<b>23,050</b>	<b>157</b>

\*Clusters in agricultural settings represent cases that did not occur among migrant farmworkers. Cases among migrant farmworkers are captured as outbreaks rather than clusters because they occurred in congregate living settings. See [COVID-19 Ongoing Outbreaks in Congregate Living Settings report](#) for information about outbreaks.

\*\*Clusters that occur in apartments among college or university students are included in the College or University setting type

1 - Government Services includes first response, fire, law enforcement, courts, and government offices

2 - Personal Care Services includes salons, barbers, and spas

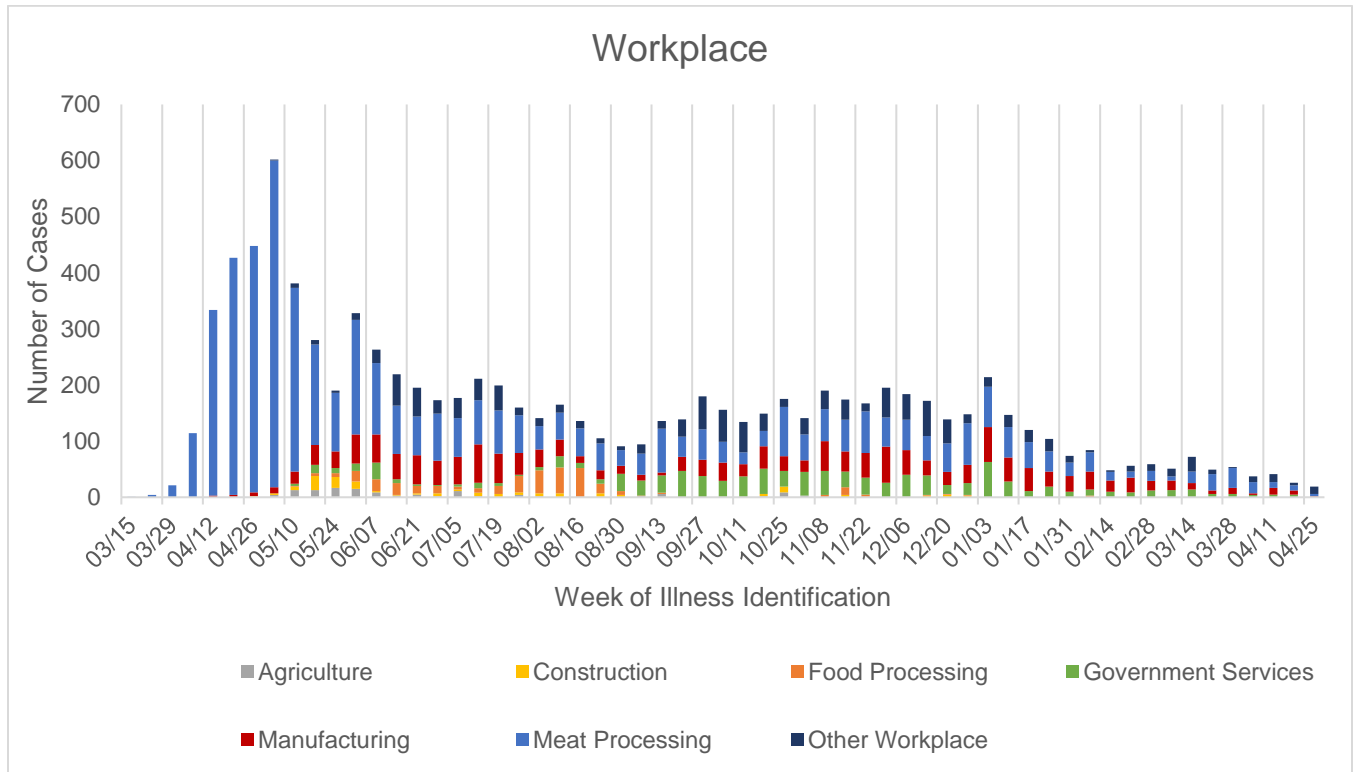
3 - Health Care includes hospitals, hospice facilities, and other non-hospital clinical settings. Cases among congregate living facilities are captured as outbreaks rather than clusters because they occurred in congregate living settings. See [COVID-19 Ongoing Outbreaks in Congregate Living Settings report](#) for information about outbreaks.

4 - Social Gathering includes parties, family gatherings, weddings, funerals

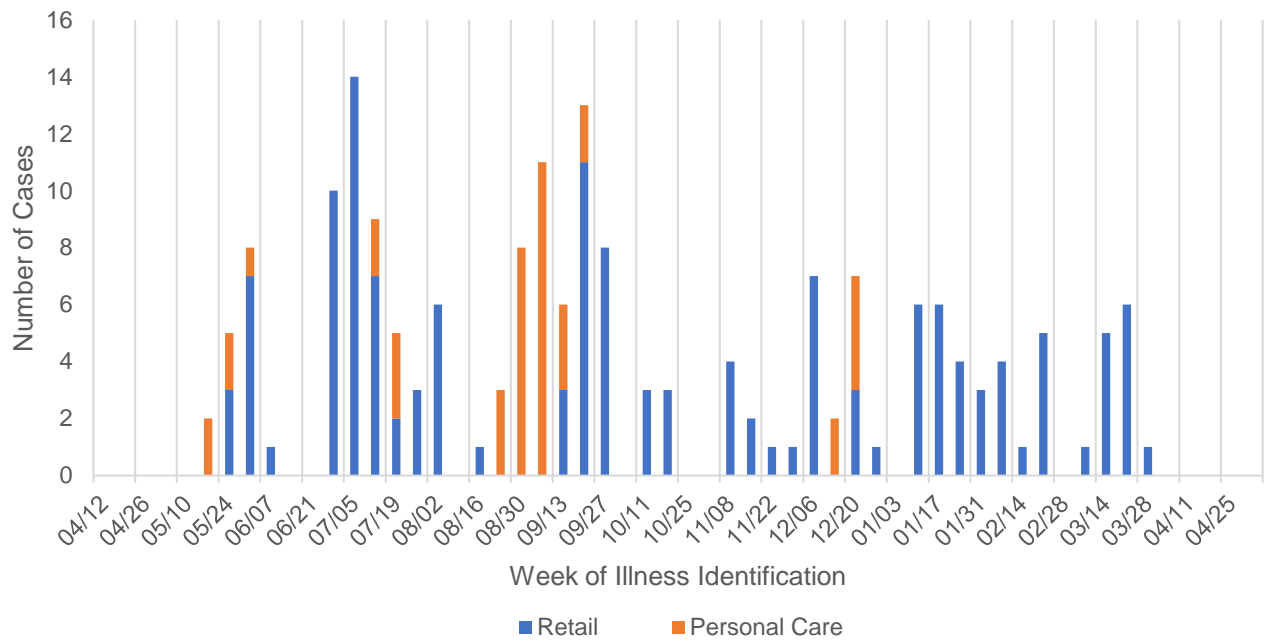
5 - Community Event includes concerts, festivals, rallies, and sporting events

# Cluster-associated Cases Over Time by Type of Setting

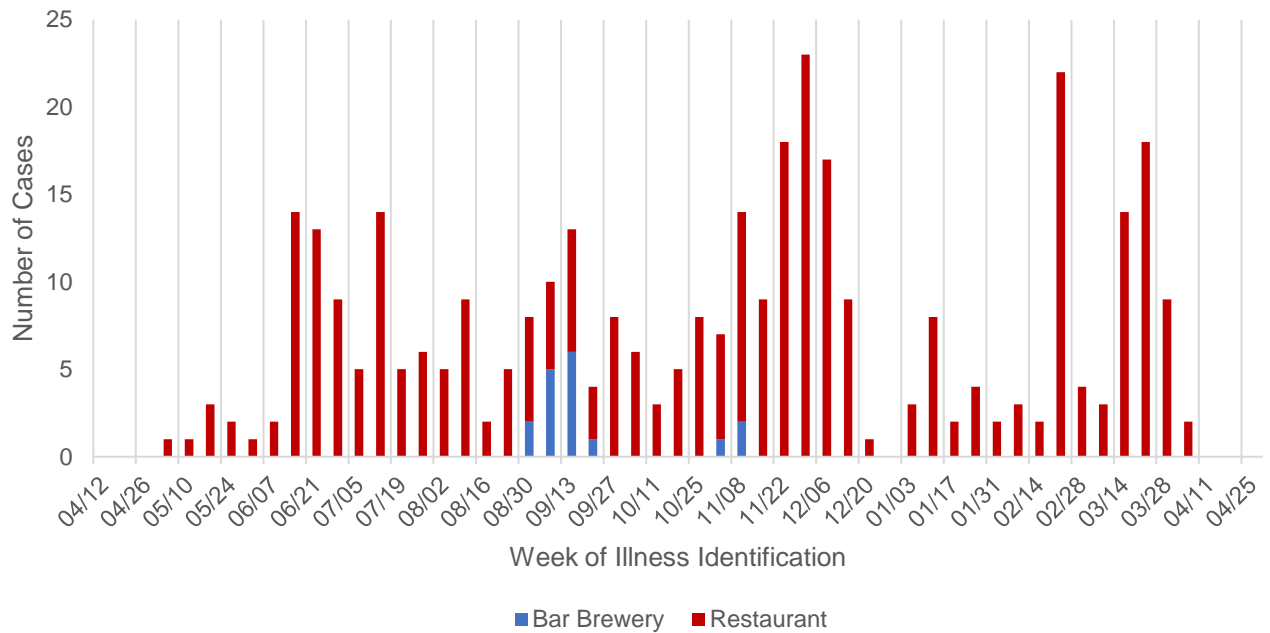
Please note that the range of number on the y axis varies significantly by graph.



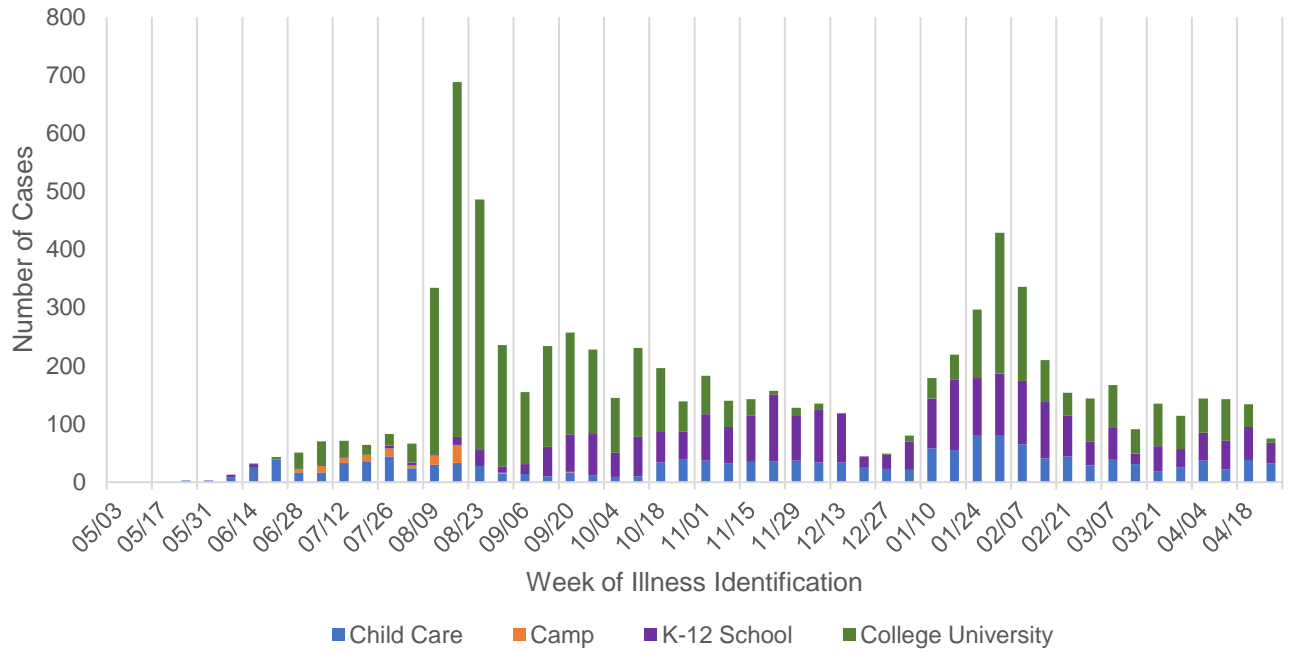
### Shopping & Services



### Food & Drinks



## Child Care, Schools, & Higher Education



## Community Living & Events

